



**CENTRE OF EXCELLENCE
DEFENCE AGAINST TERRORISM**



**2011
ANNUAL TERRORISM REPORT**

**COE-DAT
TURKEY**

Contents

ABOUT COE-DAT AND ICMC	1
ANNUAL OVERVIEW OF THE TERRORIST ACTIVITIES IN 2011	3
THE MIDDLE EAST	7
AFRICA	8
EUROPE	10
ASIA	12
THE AMERICAS	14
OCEANIA	16
SOURCES	18

About Center of Excellence Defence Against Terrorism (COE-DAT)

Turkey declared her intention to establish COE-DAT on December 1, 2003. Following a process of 3 years, COE-DAT was accredited by NATO and gained International Military Organization status in 2006. Sponsoring Nations in COE-DAT are Bulgaria, Germany, Hungary, Netherlands, Romania, UK, and USA.

Our vision is;

- Overcoming terrorism, a serious threat to world peace, by establishing an internationally respected centre consisting of countries with common goals,
- Becoming NATO's transformation expert for defence against terrorism (DAT),
- Developing and maintaining an academic institution which coordinates with related agencies and allied countries,
- Fostering continual self-development by conducting results-oriented studies, giving direction and providing education and training as a complete concrete contribution to the fight against terrorism today, and in the future.

Our mission is;

- Provide subject matter expertise on the full spectrum of transformation of defence against terrorism by serving as a principal advisor to Supreme Allied Command Transformation (SACT)
- Provide defence against terrorism training and education at the strategic and operational level,
- Assist Allied Command Transformation (ACT) in testing and validating terrorism-related NATO concepts through experimentation,
- Assist in doctrine development by leveraging knowledge and lessons learned,
- Contribute to NATO standardization and improve capabilities/interoperability.

Core values of COE-DAT;

- Sense of service to humanity,
- Team spirit,
- Continuous development,
- Innovation,
- Academic claim,
- Efficient education and training.

About Information Collection and Management Center (ICMC)

ICMC is a branch established under Capabilities Department in COE-DAT. Its main duty is to monitor all terrorism related incidents throughout the world, catalogue them and prepare reports at daily and monthly basis.

ACRONYM USED IN THIS REPORT

IED	:	Improvised Explosive Device
IDF	:	Indirect Fire
VBIED	:	Vehicle - Borne Improvised Explosive Device
VOIED	:	Victim - Operated Improvised Explosive Device
SVBIED	:	Suicide Vehicle-Borne Improvised Explosive Device
SA	:	Suicide Attack
AA	:	Armed Attack
CA	:	Cyber Attack
K	:	Killed
W	:	Wounded
A	:	Abducted

ANNUAL OVERVIEW OF THE TERRORIST ACTIVITIES IN 2011

There were **12,122** reported terrorist incidents in **96** different countries in 2011, versus **10,337** in the preceding year. These incidents claimed **17,643¹** lives, caused **25,700** injuries and included **2,059** abductions. The incidents increased roughly 17% in the world compared to previous year. Incidents in Iraq, Pakistan and Afghanistan consist of 58% of all total incidents in the world. Iraq was in the first place by the total number of casualties in the world in 2011.

The most hit 40 countries according the number of incidents are shown below in the Table-1.

Country	Number of attacks	K	W	A
Iraq	2694	3065	8246	71
Pakistan	2309	3413	4621	201
Afganistan	2009	2977	3978	246
India	1166	650	811	285
Mexico	452	1778	322	61
Somalia	373	1130	1514	473
Colombia	340	448	634	123
Thailand	332	292	660	16
Russia	330	247	535	3
Yemen	302	690	796	94
Turkey	281	159	371	65
Philippines	228	239	390	68
Nepal	192	43	157	33
Nigeria	159	716	342	31
UK	108	3	45	0
Algeria	106	159	191	9
Syria	97	458	451	34
Israel	66	22	86	8
Sudan	63	451	242	21
Kenya	34	28	69	37
Bangladesh	33	14	105	0
Ivory Coast	27	89	14	0
Iran	27	27	13	0
Indonesia	24	35	60	0
US	24	13	33	0
Egypt	22	16	251	1
Myanmar	21	30	63	0
Mauritania	19	9	32	2
Guatemala	15	50	38	0
DRC	14	38	4	33
Burundi	13	44	29	0
Brazil	12	17	1	0
Germany	11	2	19	0
Greece	11	2	7	0
France	11	0	1	0
Tunisia	10	4	0	1
China	8	18	93	0
Lebanon	8	0	20	7
Honduras	7	20	8	0
Kazakhstan	7	7	16	0
Total	11965	17403	25368	1923

Table – 1: Terrorist attacks according to most hit 40 countries in 2011

¹ All figures mentioned in the report come from publicly available sources, and any discrepancy in figures cited in similar works is the result of varying consultation of these sources. Neither NATO nor COE-DAT is responsible for such discrepancies.

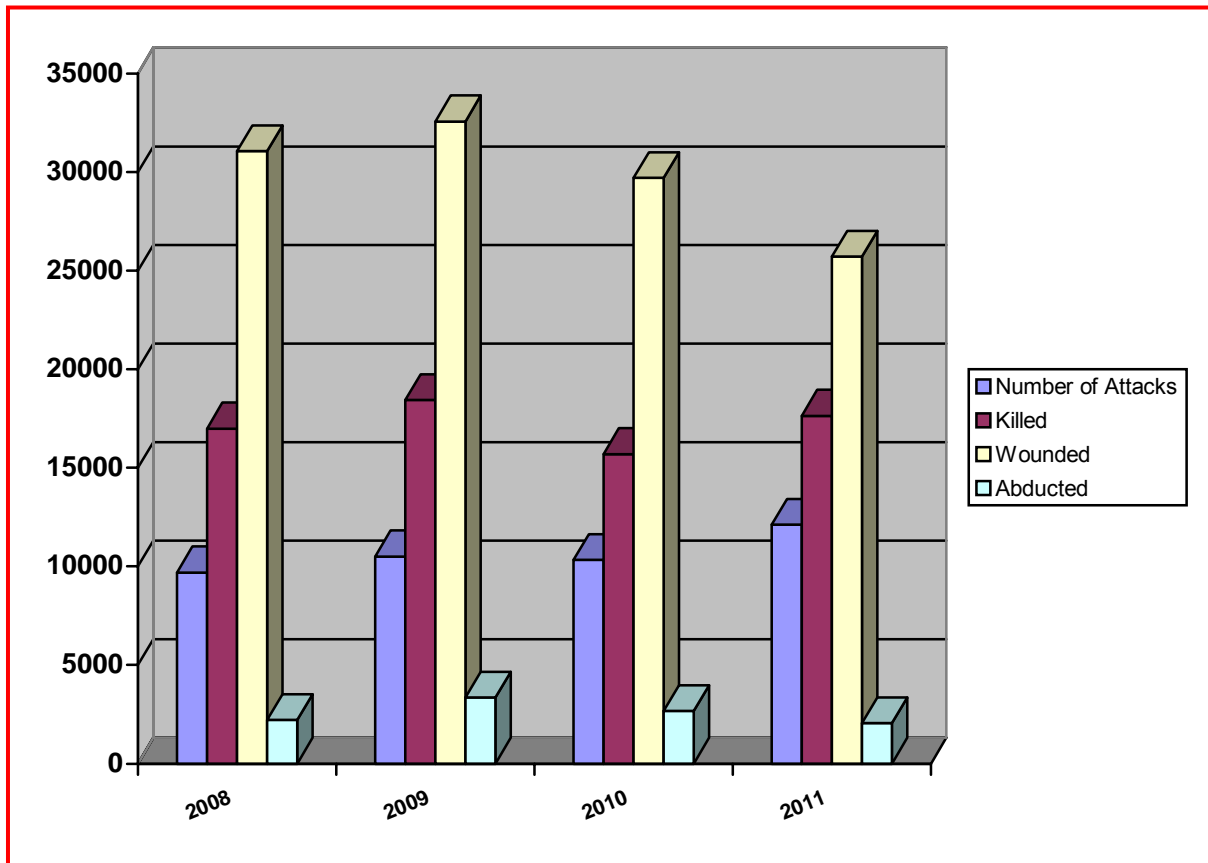


Chart – 1: Some World Security Trends

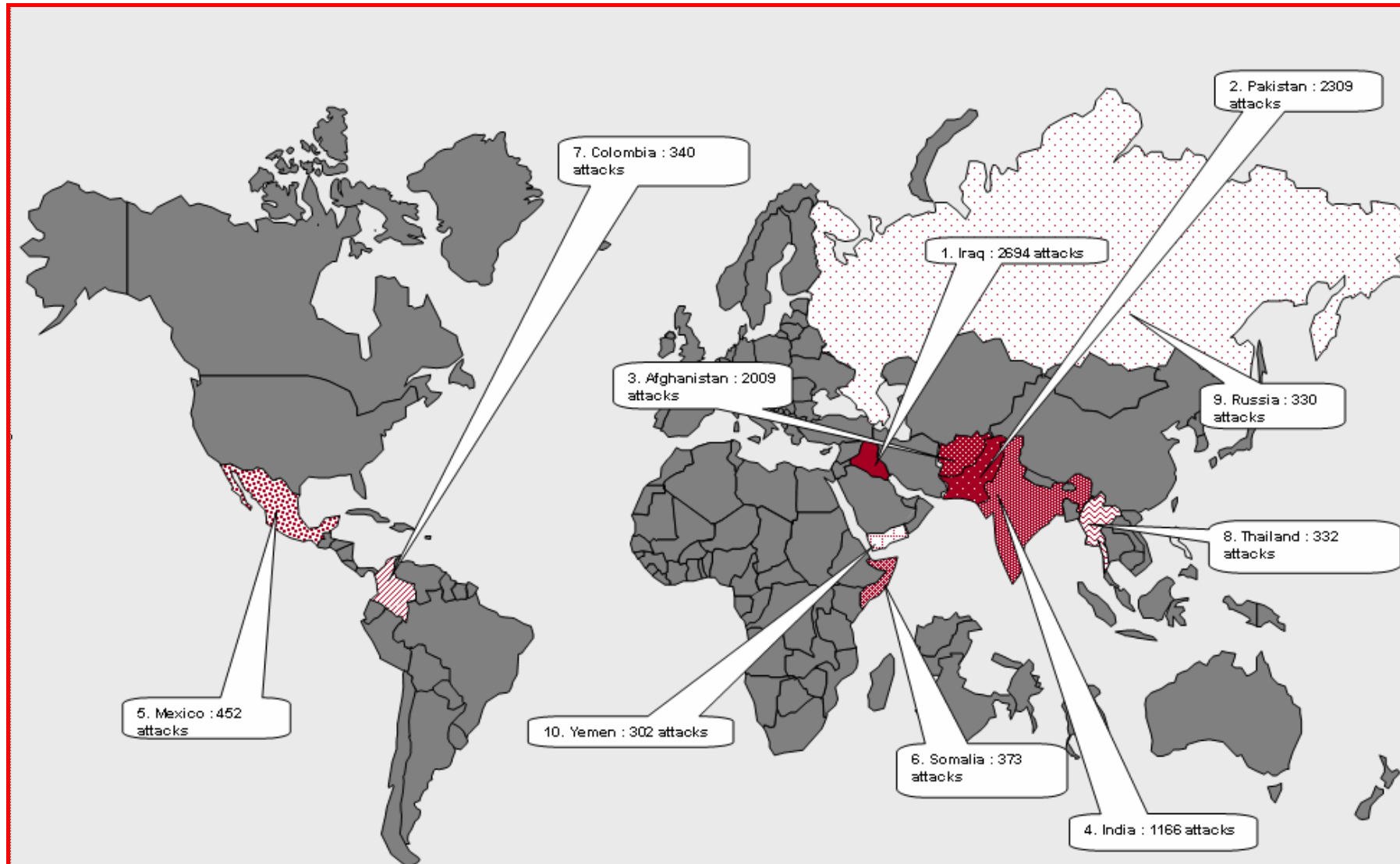
Attack type	Number of Instances	K	W	A
IED	3936	3461	9205	28
Armed Attack	2887	4985	2563	32
Clash	1895	3016	3702	58
Execution	792	2081	26	0
IDF	760	555	1867	0
VBIED	464	845	3277	0
Suicide Attack	344	1972	4558	0
Abduction	339	0	1	1240
Raid	280	682	469	122
Arson	271	42	32	3
Hoax	65	0	0	0
Piracy	52	4	0	576
Cyber Attack	37	0	0	0
Total	12122	17643	25700	2059

Table – 2: Types of Terrorist Attacks during 2011

The attack types in the world during the year are shown above in the Table - 2. Improvised explosive device (IED) attacks, armed attacks and clashes consist of 72% of the total attacks in the world in 2011. According to attack types, IED attack was the most prevalent methodology in the world during the year.

“The deadliest attack in the world was a series of IED and suicide attacks in Yobe State in Nigeria on November 4 and claimed 100 lives, including police and military personnel. The incident happened when a number of bombs went off in different part of the Damaturu Nigeria.”

MAP OF TERRORIST INCIDENTS OF THE MOST HIT 10 COUNTRIES IN THE WORLD DURING 2011²



² this map shown here is taken from www.presentationmagazine.com

THE MIDDLE EAST

Iraq, Yemen, Syria, Israel, Iran, Lebanon, Oman, Bahrain and Saudi Arabia suffered from terrorist attacks in 2011. Total 3205 incidents were reported in the region during the year. These 3205 attacks claimed 4266 lives, caused 9613 injuries and included 286 abductions in the Middle East during 2011. The number of incidents in the Middle East consists of 26% of the total number of incidents in the world in 2011. Iraq was the most hit country in the Middle East with 2694 incidents. 84% of the incidents in the Middle East occurred in Iraq. Also, Iraq was in the first place by the total number of casualties in the Middle East in 2011.

Country	Number of attacks	K	W	A
Iraq	2694	3065	8246	71
Yemen	302	690	796	94
Syria	97	458	451	34
Israel	66	22	86	8
Iran	27	27	13	0
Lebanon	8	0	20	7
Oman	6	0	0	72
Bahrain	3	2	0	0
Saudi Arabia	2	2	1	0
Total	3205	4266	9613	286

Table – 3: Incidents per Country in the Middle East in 2011

Attack type	Number of Instances	K	W	A
IED	1291	972	4210	9
Armed Attack	796	1343	745	10
VBIED	347	635	2354	0
Clash	203	401	431	50
IDF	243	99	375	0
Execution	109	193	3	0
Suicide Attack	75	432	1309	0
Abduction	57	0	0	125
Raid	68	190	184	22
Piracy	8	0	0	70
Arson	5	1	2	0
Cyber Attack	3	0	0	0
Total	3205	4266	9613	286

Table – 4: Types of Terrorist Attacks in the Middle East in 2011

The attack types in the Middle East in 2011 are shown above in the table. Improvised explosive device (IED) attacks, armed attacks and vehicle borne IED (VBIED) attacks consist of 76% of the total attacks in the Middle East in the year. According to attack types, IED attack was the most prevalent methodology during 2011.

“The most significant IED attack in the Middle East in 2011 was a blast at an ammunition factory in Yemen's Abyan province on 28 March claimed 75 lives and 54 injuries.”



Map - 1³: Middle East

AFRICA

Somalia, Nigeria, Algeria, Kenya, Sudan, Ivory Coast, Egypt, Mauritania, Democratic Republic of Congo (DRC), Burundi, Tunisia, Libya, Niger, Senegal, Mali, Ethiopia, Central African Republic (CAR), Morocco, Guinea, Cameroon, Rwanda, Benin, Burkina Faso, Madagascar, Zambia and Zimbabwe suffered from terrorist attacks in 2011. Total 877 incidents were reported in the region during the year. These 877 attacks claimed 2771 lives, caused 2787 injuries and included 650 abductions in Africa during 2011. The number of incidents in Africa consist of 7% of the total number of incidents in the world in 2011. Somalia was the most hit country in Africa with 373 incidents. 43% of the incidents in the Africa occurred in Somalia. Also, Somalia was in the first place by the total number of casualties in Africa in 2011.

³ All map shown here are taken from maps.google.com

Country	Number of attacks	K	W	A
Somalia	373	1130	1514	473
Nigeria	159	716	342	31
Algeria	105	159	191	9
Kenya	34	28	69	37
Sudan	63	451	242	21
Ivory Coast	27	89	14	0
Egypt	22	16	251	1
Mauritania	19	9	32	2
DRC	14	38	4	33
Burundi	13	44	29	0
Tunisia	10	4	0	1
Libya	5	16	1	4
Niger	5	4	8	0
Senegal	4	15	10	0
Mali	4	5	8	3
Ethiopia	4	2	6	0
CAR	2	22	20	0
Morocco	2	17	23	0
Guinea	2	3	0	0
Cameroon	2	2	0	12
Rwanda	2	1	23	0
Benin	2	0	0	23
Burkina Faso	1	0	0	0
Madagascar	1	0	0	0
Zambia	1	0	0	0
Zimbabwe	1	0	0	0
Total	877	2771	2787	650

Table – 5: Incidents per Country in Africa in 2011

Attack type	Number of Instances	K	W	A
Clash	284	1388	1565	0
IED	190	340	473	0
Armed Attack	159	429	164	2
IDF	46	84	260	0
Piracy	41	4	0	463
Raid	38	147	68	39
Abduction	36	0	0	146
Execution	35	81	2	0
Suicide Attack	34	292	242	0
Arson	7	3	0	0
VBIED	6	3	13	0
Cyber Attack	1	0	0	0
Total	877	2771	2787	650

Table – 6: Types of Terrorist Attacks in Africa in 2011

The attack types in Africa in 2011 are shown above in the table. Clashes, IED attacks and armed attacks consist of 72% of the total attacks in Africa in the year. According to attack types, clash was the most prevalent methodology during 2011.

“The significant attack in Africa was a suicide attack in Yobe State in Nigeria on November 4 and claimed 100 lives. The incident happened when six bombs went off in different part of Damaturu Nigeria.”



Map – 2: Africa

EUROPE

Russia, Turkey, UK, Germany, Greece, France, Ukrain, Poland, Italy, Switzerland, Spain, Georgia, Norway, Kosovo, Netherlands, Belgium, Bulgaria, Belarus, Czech Republic, Denmark, Moldova, Bosnia-Herzegovia, Croatia, Finland, Latvia and Sweden suffered from terrorist attacks in 2011. Total 810 incidents were reported in the region during the year. These 810 attacks claimed 511 lives, caused 1209 injuries and included 68 abductions in Europe during 2011. The number of incidents in Europe consists of 7% of the total number of incidents in the world in 2011. Russia was the most hit country in Europe with 330 incidents. 40% of the incidents in Europe occurred in Russia. Also, Russia was in the first place by the total number of casualties in Europe in 2011.

Country	Number of attacks	K	W	A
Russia	330	247	535	3
Turkey	281	159	371	65
UK	108	3	45	0
Germany	11	2	19	0
Greece	11	2	7	0
France	11	0	1	0
Ukraine	7	2	5	0
Poland	5	5	0	0
Italy	5	0	2	0
Switzerland	5	0	2	0
Spain	5	0	0	0
Georgia	4	0	0	0
Norway	3	76	24	0
Kosovo	3	1	5	0
Netherlands	3	0	0	0
Belgium	3	0	0	0
Bulgaria	3	0	0	0
Belarus	2	12	192	0
Czech Republic	2	0	0	0
Denmark	2	1	1	0
Moldova	1	1	0	0
Bosnia-Herzegovia	1	0	0	0
Croatia	1	0	0	0
Finland	1	0	0	0
Latvia	1	0	0	0
Sweden	1	0	0	0
Total	810	511	1209	68

Table – 7: Incidents per Country in Europe in 2011

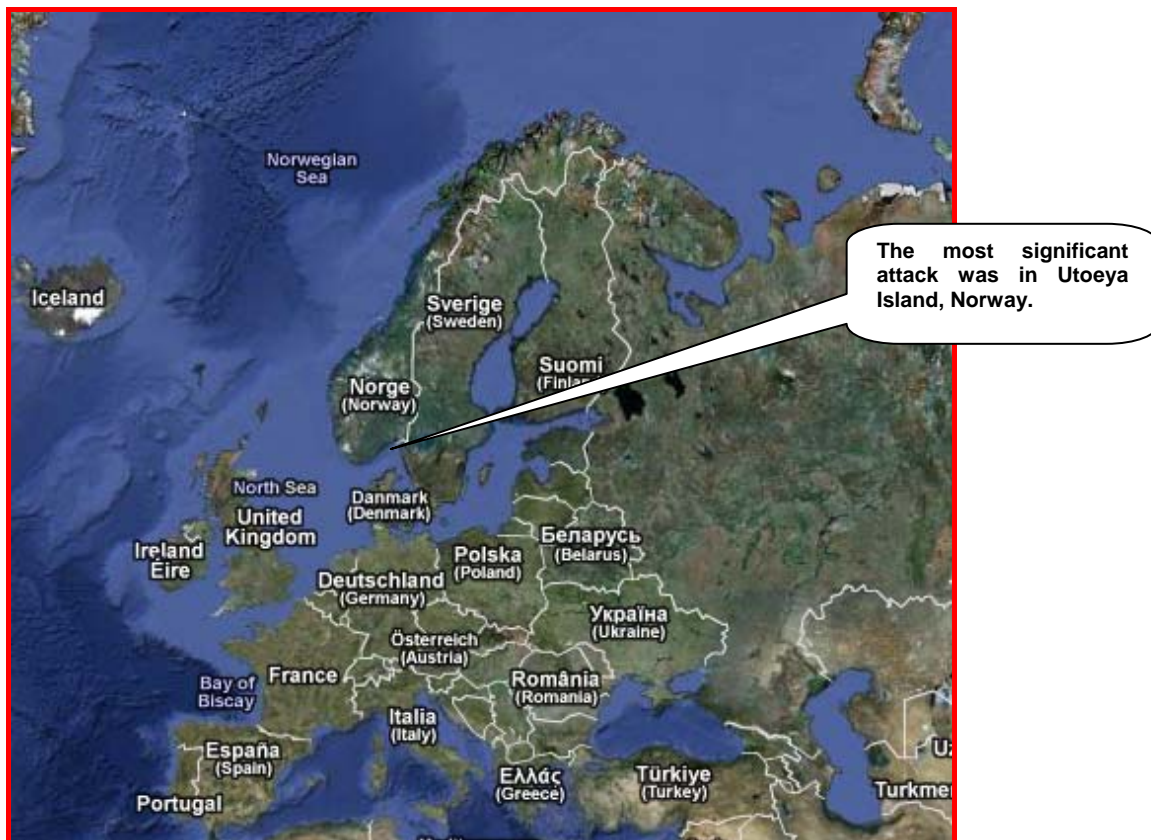
Attack type	Number of Instances	K	W	A
IED	326	86	446	0
Armed Attack	151	146	146	0
Clash	148	124	242	0
IDF	45	5	20	0
Hoax	41	0	0	0
Arson	22	0	16	0
Abduction	20	0	0	47
VBIED	18	30	129	0
Cyber Attack	13	0	0	0
Raid	12	71	7	0
Suicide Attack	7	38	202	0
Execution	6	11	1	0
Piracy	1	0	0	21
Total	810	511	1209	68

Table – 8: Types of Terrorist Attacks in Europe in 2011

The attack types in Europe in 2011 are shown above in the table. IED attacks, armed attacks and clashes consist of 77% of the total attacks in Europe in the year. According to attack types, IED attacks was the most prevalent methodology during 2011.

“The deadliest attack was a raid in Utoeya Island near Oslo city, in Norway on July 22, and claimed 68 lives and five injuries. The target was a youth camp in Utoeya Island and the assailant was Anders Behring Breivik, who was an extremist having a

radical wing views. He killed and wounded victims all by himself shooting on purpose to kill the victims.”



Map – 3: Europe

ASIA

Pakistan, Afghanistan, India, Thailand, Philippines, Nepal, Bangladesh, Myanmar, Indonesia, China, Kazakhstan, Kyrgyzstan, Sri Lanka, Japan, South Korea, Taiwan, Malaysia, and Tajikistan suffered from terrorist attacks in 2011. Total 6344 incidents were reported in the region during the year. These 6344 attacks claimed 7728 lives, caused 10995 injuries and included 849 abductions in Asia during 2011. The number of incidents in Asia consists of 52% of the total number of incidents in the world in 2011. Pakistan was the most hit country in Asia with 2309 incidents. 36% of the incidents in Asia occurred in Pakistan. Also, Pakistan was in the first place by the total number of casualties in Asia in 2011.

Country	Number of attacks	K	W	A
Pakistan	2309	3413	4621	201
Afghanistan	2009	2977	3978	246
India	1166	650	811	285
Thailand	332	292	660	16
Philippines	228	239	390	68
Nepal	192	43	157	33
Bangladesh	33	14	105	0
Myanmar	21	30	63	0
Indonesia	24	35	60	0
China	8	18	93	0
Kazakhstan	7	7	16	0
Kyrgyzstan	4	4	0	0
Sri Lanka	4	2	3	0
Japan	2	0	0	0
South Korea	2	0	0	0
Taiwan	1	4	38	0
Malaysia	1	0	0	0
Tajikistan	1	0	0	0
Total	6344	7728	10995	849

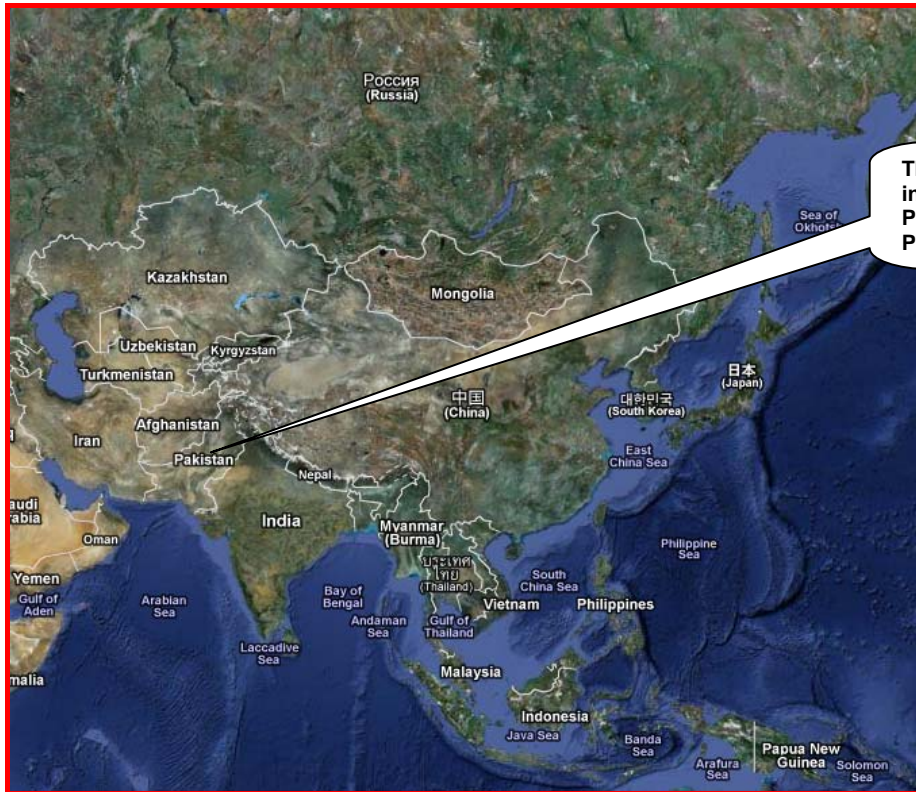
Table – 9: Incidents per Country in Asia in 2011

Attack type	Number of Instances	K	W	A
IED	2019	1960	3934	16
Armed Attack	1484	2066	1181	17
Clash	1091	921	1299	8
Execution	492	826	15	0
IDF	368	321	962	0
Arson	232	38	14	3
Suicide attack	228	1210	2805	0
Abduction	194	0	1	771
Raid	137	222	170	34
VBIED	75	164	614	0
Hoax	17	0	0	0
Cyber attack	6	0	0	0
Piracy	1	0	0	0
Total	6344	7728	10995	849

Table – 10: Types of Terrorist Attacks in Asia in 2011

The attack types in Asia in 2011 are shown above in the table. IED attacks, armed attacks and clashes consist of 73% of the total attacks in Asia in the year. According to attack types, IED attack was the most prevalent methodology during the year.

“The deadliest attack was twin suicide attacks in Khyber Pakhtunkhwa province, in Pakistan on May 13, and claimed 98 lives and 140 injuries. The target was a police training centre. The bombers blew themselves up soon after dawn as the newly-trained cadets were on their way out of the main gate of the training centre. A bomber, riding a motorbike, first struck the recruits getting on minibuses parked just outside the gate, when other Frontier Constabulary (FC) people came to their help, another car with explosives was detonated. 16 kilogrammes of explosive material was used in the two explosions.”



Map – 4: Asia

THE AMERICAS

Mexico, Colombia, USA, Guatemala, Peru, Brazil, Honduras Chile, Paraguay, El Salvador, Argentina, Guyana, Nicaragua, Haiti, Canada and Belize suffered from terrorist attacks in 2011. Total 880 incidents were reported in the region during the year. These 880 attacks claimed 2367 lives, caused 1096 injuries and included 184 abductions in the Americas during 2011. The number of incidents in America consists of 7% of the total number of incidents in the world in 2011. Mexico was the most hit country in America with 452 incidents. 51% of the incidents in America occurred in Mexico. Also, Mexico was in the first place by the total number of casualties in America in 2011.

Country	Number of attacks	K	W	A
Mexico	452	1778	322	61
Colombia	340	448	634	123
USA	24	13	33	0
Guatemala	15	50	38	0
Peru	12	32	34	0
Brazil	12	17	1	0
Honduras	7	20	8	0
Chile	6	0	0	0
Paraguay	3	4	2	0
El Salvador	3	1	5	0
Argentina	1	2	1	0
Guyana	1	1	17	0
Nicaragua	1	1	0	0
Haiti	1	0	1	0
Canada	1	0	0	0
Belize	1	0	0	0
Total	880	2367	1096	184

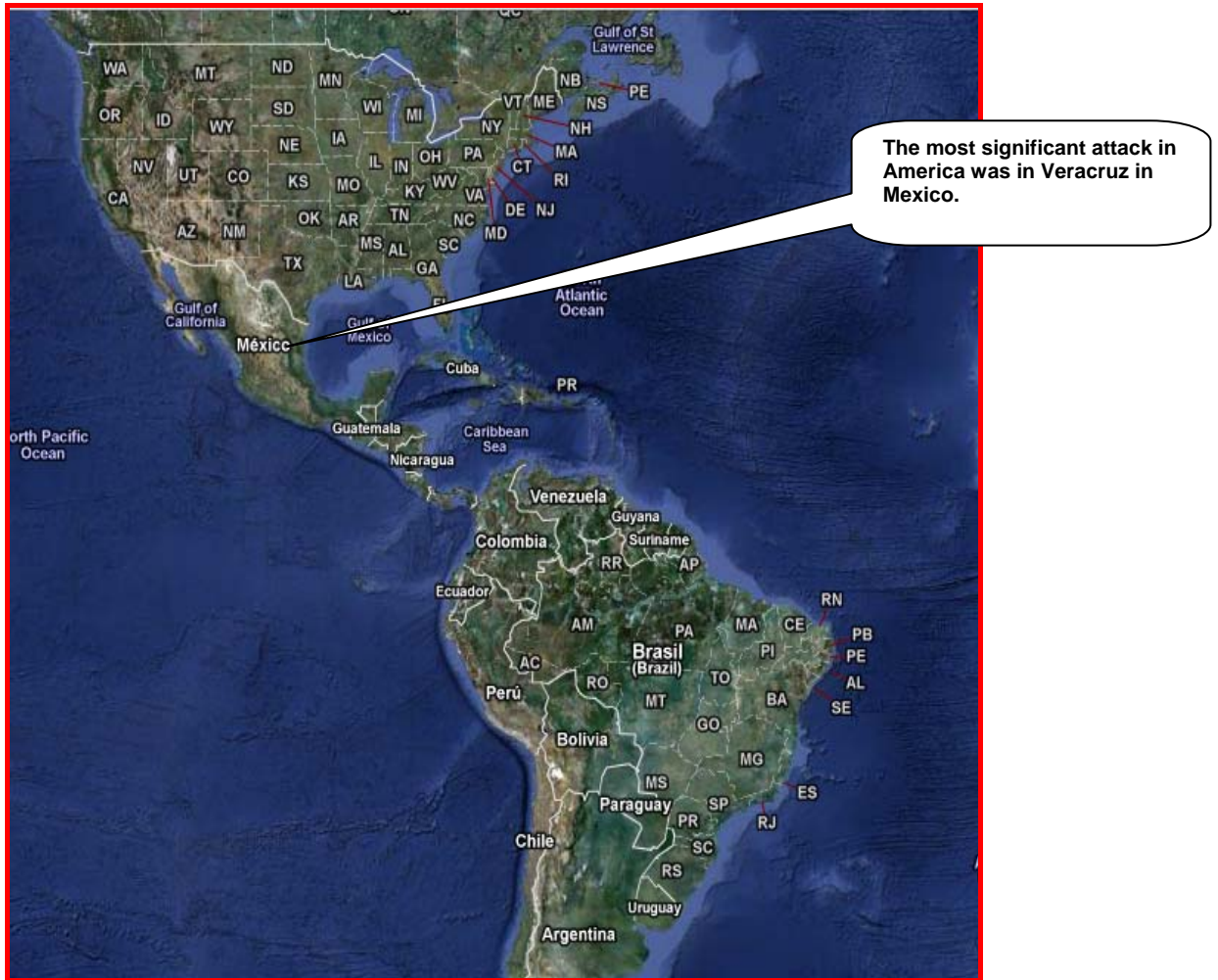
Table – 11: Incidents per Country in Americas in 2011

Attack type	Number of Instances	K	W	A
Armed Attack	297	1001	327	3
Clash	169	182	165	0
Execution	150	970	5	0
IED	109	103	142	3
IDF	57	46	250	0
Abduction	32	0	0	151
Raid	25	52	40	27
VBIED	18	13	167	0
Cyber Attack	12	0	0	0
Hoax	6	0	0	0
Arson	5	0	0	0
Total	880	2367	1096	184

Table – 12: Types of Terrorist Attacks in America in 2011

The attack types in America in 2011 are shown above in the table. Armed attacks, clashes and executions consist of 70% of the total attacks in America in the year. According to attack types, armed attack was the most prevalent methodology during 2011.

“The most significant armed attack was 25 August narcoterrorist attack in the capital city of Mexico’s Nuevo Leon state, Monterrey. Masked gunmen killed 53 people at a casino after opened fire at a few gamblers and guests and then doused the carpets with gasoline and started a fire.”



Map – 5: America

OCEANIA

Australia suffered from terrorist attacks in 2011. Total 4 incidents were reported in 2011. These 4 attacks claimed no casualties in Oceania during 2011. The number of incidents in Oceania consists of 0,03% of the total number of incidents in the world in 2011.

Country	Number of attacks	K	W	A
Australia	4	0	0	0
Total	4	0	0	0

Table – 13: Incidents per Country in Oceania in 2011

Attack type	Number of Instances	K	W	A
Cyber Attack	2	0	0	0
Hoax	1	0	0	0
IED	1	0	0	0
Total	4	0	0	0

Table – 14: Types of Terrorist Attacks in Oceania in 2011

The attack types in Oceania in 2011 are shown above in the table. The only attack types were cyber attacks, hoax and IED attack. According to attack types, cyber attacks were the most prevalent methodology during the year.

“The most significant attack in Oceania was series of cyber attacks over more than one month starting at February 2011. These attacks were believed to be occurred on Australian Parliament House network, the less secure of two networks used by MPs, ministers use a departmental network for more high-security communications and this is believed not to have been compromised. Details of these attacked emerged through notices released by American Intelligence officials. They reportedly alerted the Australian Government that several emails may have been accessed from the computers of at least 10 ministers. These included the prime minister, foreign minister and defence minister. It may have been a cyber espionage attack for stealing information on major resource projects and other commercial secrets. ”



Map – 6: Oceania

This report is prepared by ICMC using open sources of media and internet. ICMC's aim is to present statistical data about terrorism incidents throughout the world. If you would like to comment on the report or contribute it please feel free to contact ICMC.

COE-DAT Contact Address:

Center of Excellence Defense Against Terrorism (COE-DAT), Ankara/TURKEY

Tel: +90 312 425 82 15 Fax: +90 312 425 64 89 e-mail: info@coedat.nato.int

ICMC Contact Address:

The Chief of ICMC : chief_icmc@coedat.nato.int

Database Manager: dbmanager@coedat.nato.int

SOURCES

The sources from which ICMC benefits in collecting terrorism related news:

1. <http://www.alertnet.org>
2. <http://www.pajhwok.com>
3. <http://en.aswataliraq.info>
4. <http://www.xinhuanet.com>
5. <http://en.rian.ru>
6. <http://www.dailytimes.com.pk>
7. <http://allafrica.com/somalia>
8. <http://www.nationalsecurity.lk>
9. <http://www.nationmultimedia.com>
10. <http://www.bangkokpost.com>
11. <http://www.tsk.tr>
12. <http://www.kuna.net>
13. <http://www.colombiareports.com/colombia-news.html>
14. http://www.upi.com/Top_News/World_News/
15. <http://www.sabanews.net>
16. <http://www.satp.org>
17. <http://www.magharebia.com>
18. <http://www.laht.com>
19. <http://www.iter-tass.com>
20. <http://www.bbc.co.uk>
21. <http://www.inseconline.org>
22. <http://www.dawn.com/latest-news/>
23. <http://english.aljazeera.net/>
24. <http://www.haberturk.com.tr>
25. <http://www.hurriyet.com.tr>
26. <http://www.milliyet.com.tr>
27. <http://www.gazeteler.com>

The Terrorism and Security Studies related websites which ICMC follows :

1. <http://www.defense.gov> : United States Department of Defense
2. <http://www.ict.org.il> : International Policy Institute for Counter-Terrorism
3. <http://www.iiss.org> : The International Institute for Strategic Studies
4. <http://www.idsa.in> : The Institute for Defence Studies and Analyses
5. <http://www.satp.org> : The Institute for Conflict Management
6. <http://www.ipcs.org> : The Institute for Peace and Conflict Studies
7. <http://www.irs.org.pk> : The Institute for Regional Studies
8. <http://www.orfonline.org> : The observer Research Foundation
9. <http://www.rcss.org> : The Regional Center Strategic Studies
10. <http://www.icescolombo.org> : The International Center of Ethnic Studies
11. <http://www.emergency.com/cntrterr.htm> : The Emergency Res. & Research Institute
12. <http://www.terrorism.com> : The Terrorism Research Center
13. <http://www.terrorism.net> : Terrorism Net
14. <http://www.state.gov/s/ct> : United State Department of Defence
15. <http://www.stimson.org> : The Stimson Center
16. <http://www.brookings.edu> : The Brookings Institution
17. <http://www.css.ethz.ch> : The Center of Security Studies and Conflict Research
18. <http://www.ccc.nps.navy.mil> : Center of Contemporary Conflict
19. <http://www.res.ethz.ch> : The Russian and Eurasian Security
20. <http://www.stategicstudies.army.mil> : Strategic Studies Institute
21. <http://www.rand.org> : Research and Development Site
22. <http://www.globalct.org> : Center on Global Counterterrorism Cooperation
23. <http://sipri.org> : Stockholm International Peace Reserach Institute
24. <http://www.nefafoundation.org> : Nine Eleven Finding Answer
25. <http://www.natochannel.tv> : NATO TV
26. <http://csis.org> : Center for Strategic & International Studies
27. <http://www.treasury.gov> : U.S. Department of the Treasury
28. <http://www.cfr.org> : Council on Foreign Relations
29. <http://www.epc.eu> : European Politics and Institutions
30. <http://www.crisisgroup.org> : International Crisis Group
31. <http://www.meforum.org> : Middle East Forum
32. <http://www.turksam.org> : Türksam Uluslararası İlişkiler ve Stratejik Analizler Merkezi
33. <http://www.usak.org.tr> : Uluslararası Stratejik Araştırmalar Kurumu
34. <http://www.marshallcenter.org>: European Center for Security Studies
35. <http://www.fas.org>: Federation of American Scientists